

**THE SALVATION ARMY TRADE & SUPPLIES DEPARTMENT**  
**PO Box 70129, Kowloon Central Post Office**  
**Kowloon, HONG KONG**

E-mail: [Trade@hkt.salvationarmy.org](mailto:Trade@hkt.salvationarmy.org)

Fax: (852) 2782 5145

*Self-Measurement Chart for Made-to-Measure Uniform*

Name:		Rank/Trimming required:	
Address:			
Stationing/Soldering at		Territory/Corps	
Height:	ft	ins.	Weight: lbs.
Uniform to be sent via: Airmail / Surface Mail / Speedpost (please indicate your preference)			



**1. TOP COAT LENGTH**  
Measure from shoulder seam to bottom.



**2. JACKET LENGTH**  
Measure from shoulder seam to jacket length.



**3. BUST.**  
Measure largest part, keep tape a little higher at the back.



**4. WAIST**  
Measure natural waist line.



**5. HIPS.**  
Measure 7" below the waist.



**6. SHOULDER TO BUST**  
Measure from shoulder seam to bust line.



**7. FRONT LENGTH**  
Measure from shoulder seam to front waist.



**8. BACK LENGTH**  
Measure from centre shoulder to back waist.



**9. SHOULD TO HIPS**  
Measure from shoulder seam to hips



**10. SHOULDERS**  
Measure oack at end of shoulders.



**11. SLEEVES**  
Measure from shoulder seam to wrist and bend the arm



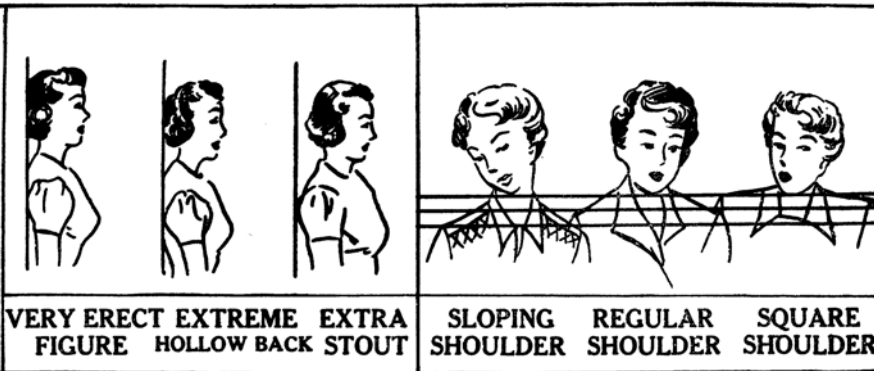
**12. CUFF**  
Measure width around the cuff.



**13. NECK**  
Measure around the neck



**14. SKIRT LENGTH**  
Measure from waist to skirt length.



STYLE INSTRUCTIONS  
REQUIRED

PLEASE MARK WITH "X"

**All Make-to-measure  
Uniforms at  
US\$347.00 per set  
(HK\$2,600 per set)**

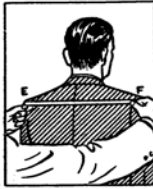
**THE SALVATION ARMY TRADE & SUPPLIES DEPARTMENT**  
**PO Box 70129, Kowloon Central Post Office**  
**Kowloon, HONG KONG**

E-mail: [Trade@hkt.salvationarmy.org](mailto:Trade@hkt.salvationarmy.org)

Fax: (852) 2782 5145

*Self-Measurement Chart for Made-to-Measure Uniform*

Name:	Rank/Trimming required:
Address:	
Stationing/Soldiering at	Territory/Corps
Height:      ft      ins.	Weight:                      lbs.
Uniform to be sent via: Airmail / Surface Mail / Speedpost (please indicate your preference)	
Material Preference: Winter / Summer	Two front pockets on the tunic: Yes / No



1. Coat Back Length  
INS.

2. Coat Front Length  
INS.

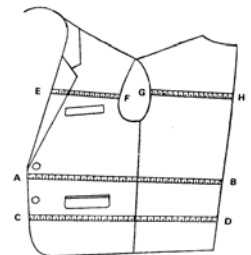

3. Shoulder Width  
INS.

4. Sleeve Length  
INS.

5. Chest Measure  
INS.

6. Waist Length  
INS.

7. Seat Measure  
INS.



8. Trousers Outside Length  
INS.

9. Trousers Inside Length  
INS.

10. Cuff Width  
INS.

11. Topcoat Length  
INS.

12. Vest Front Length  
INS.

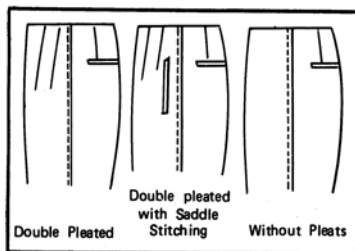
13-14 GIRTH  
A-B \_\_\_\_\_INS. C-D \_\_\_\_\_INS.  
E-F \_\_\_\_\_INS. G-H \_\_\_\_\_INS.

**STYLE INSTRUCTIONS REQUIRED**

PLEASE MARK ITEMS DESIRED.

<b>COAT</b>	<b>TROUSERS</b>
Single breasted (One Two or Three Buttons) Double breasted (Four or Six Buttons) Flap, Pipe or Patch pockets Full or Half lining. Vent (One, Two or No)	Pleat (One, Two or No) Cuffs, or Plain Hip pocket (One or Two) Sides pockets (Slanting or Straight) Use or Do Not Use Belt Zipper or Buttons

**SLACKS POCKETS**



Circle pockets required by you.



Normal Posture    Erect    Forward or Stopped    Forward Stomach    Stout



Normal Shoulders    Sloping Shoulders    Square Shoulders  
Normal Neck    Long Neck    Short Neck

**RIGHT OR LEFT SHOULDER LOWER**

Circle illustration nearest to your figure