


THE SALVATION ARMY TRADE & SUPPLIES DEPARTMENT
PO Box 70129, Kowloon Central Post Office
Kowloon, HONG KONG

E-mail: trade@hkm.salvationarmy.org

Fax: (852) 2385 7823

Self-Measurement Chart for Made-to-Measure Uniform

Name:			Rank / Trimming required:		
Address:					
Stationing/Soldering at			Territory/Corps		
Height:	ft	ins.	Weight:	lbs.	
Uniform to be sent via: Airmail / Surface Mail / Speedpost (please indicate your preference)					
Material Preference: Winter / Summer			Two front pockets on the tunic: Yes / No		



1. Coat Back Length
INS.

2. Coat Front Length
INS.

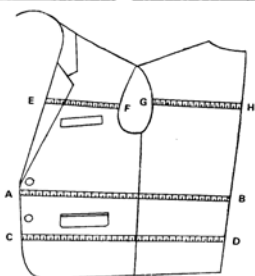
3. Shoulder Width
INS.

4. Sleeve Length
INS.

5. Chest Measure
INS.

6. Waist Length
INS.

7. Seat Measure
INS.



8. Trousers Outside Length
INS.

9. Trousers Inside Length
INS.

10. Cuff Width
INS.

11. Topcoat Length
INS.

12. Vest Front Length
INS.

13-14 GIRTH
A-B _____ INS. C-D _____ INS.
E-F _____ INS. G-H _____ INS.

STYLE INSTRUCTIONS REQUIRED

PLEASE MARK ITEMS DESIRED.

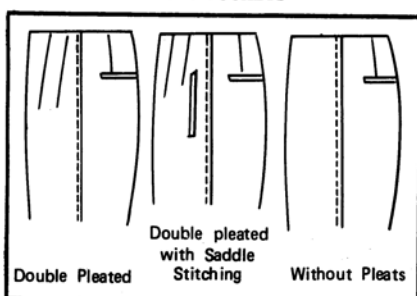
COAT

Single breasted (One Two or Three Buttons)
 Double breasted (Four or Six Buttons)
 Flap, Pipe or Patch pockets
 Full or Half lining.
 Vent (One, Two or No)

TROUSERS

Pleat (One, Two or No)
 Cuffs, or Plain
 Hip pocket (One or Two)
 Sides pockets (Slanting or Straight)
 Use or Do Not Use Belt
 Zipper or Buttons

SLACKS POCKETS



Double Pleated Double pleated with Saddle Stitching Without Pleats

Circle pockets required by you.



Normal Posture



Erect



Forward or Stopped



Forward Stomach



Stout



Normal Shoulders
Normal Neck



Sloping Shoulders
Long Neck



Square Shoulders
Short Neck

RIGHT OR LEFT SHOULDER LOWER

Circle illustration nearest to your figure

THE SALVATION ARMY TRADE & SUPPLIES DEPARTMENT
PO Box 70129, Kowloon Central Post Office
Kowloon, HONG KONG

E-mail: trade@hkm.salvationarmy.org

Fax: (852) 2385 7823

Self-Measurement Chart for Made-to-Measure Uniform

Name:			Rank / Trimming required:		
Address:					
Stationing/Soldering at			Territory/Corps		
Height:	ft	ins.	Weight:	lbs.	
Uniform to be sent via: Airmail / Surface Mail / Speedpost (please indicate your preference)					



1. TOP COAT LENGTH

Measure from shoulder seam to bottom.



2. JACKET LENGTH

Measure from shoulder seam to jacket length.



3. BUST.

Measure largest part, keep tape a little higher at the back.



4. WAIST

Measure natural waist line.



5. HIPS.

Measure 7" below the waist.



6. SHOULDER TO BUST

Measure from shoulder seam to bust line.



7. FRONT LENGTH

Measure from shoulder seam to front waist.



8. BACK LENGTH

Measure from centre shoulder to back waist.



9. SHOUL TO HIPS

Measure from shoulder seam to hips



10. SHOULDERS

Measure back at end of shoulders.



11. SLEEVES

Measure from shoulder seam to wrist and bend the arm




12. CUFF

Measure width around the cuff.



13. NECK

Measure around the neck



14. SKIRT LENGTH

Measure from waist to skirt length.

 VERY ERECT FIGURE	 EXTREME HOLLOW BACK	 EXTRA STOUT	 SLOPING SHOULDER	 REGULAR SHOULDER	 SQUARE SHOULDER
------------------------------	--------------------------------	------------------------	-----------------------------	-----------------------------	----------------------------

STYLE INSTRUCTIONS REQUIRED

PLEASE MARK WITH "X"